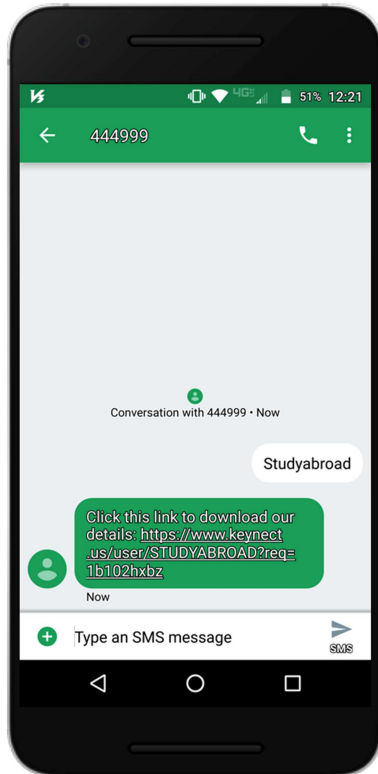


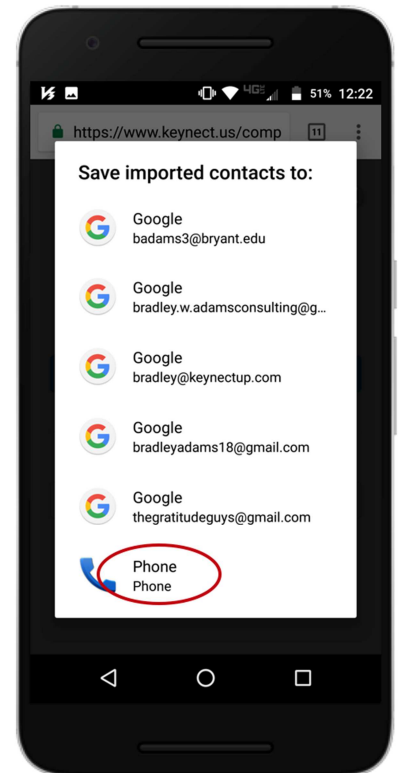
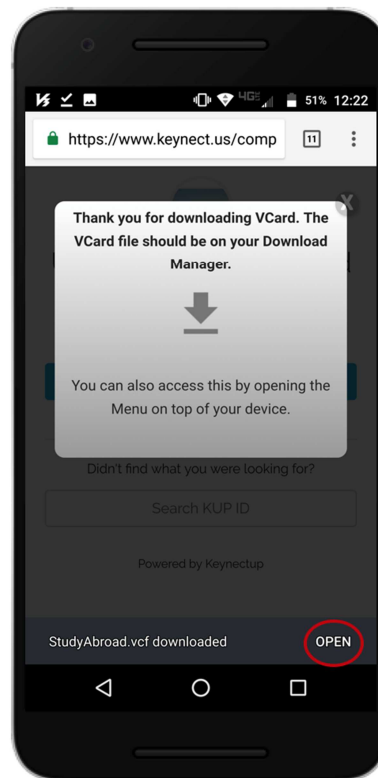


Download guide for KeynectUp card – Android



1. Start a text to phone number **444-999**
2. For the message, type **ONCALLTTUS**
(no spaces – don't let autocorrect interfere)
3. Tap the link that is texted to you
4. Fill out required info in your internet browser
5. Click "download card"

6. Once downloaded, open the file by clicking "Open" or by sliding down from the top of the screen
7. Store the card on the "Phone" option
8. You can now search for the contact card on your phone



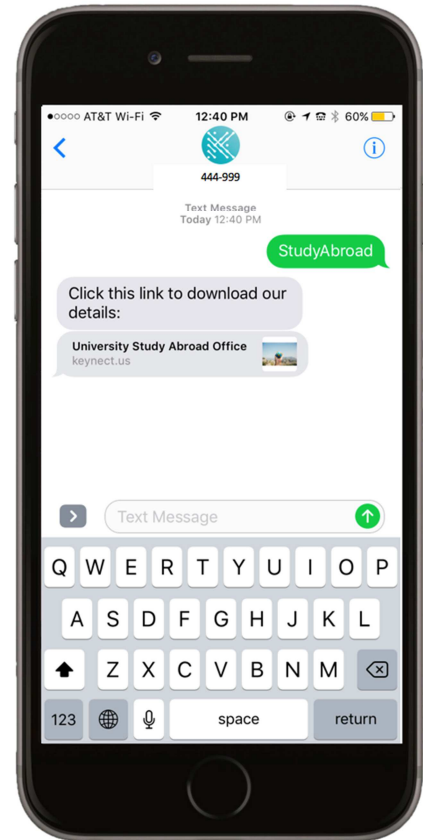
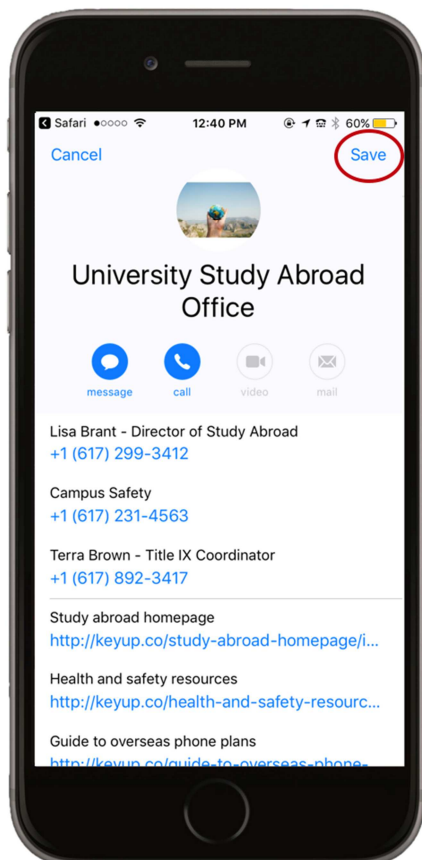


Download guide for KeynectUp card – iPhone

Prep: make sure you save contacts to **iCloud**

Go to: Settings -> Contacts -> Default Account = iCloud; NOT Exchange

1. Start a text to phone number **444-999**
2. For the message, type **ONCALLTTUS**
(no spaces – don't let autocorrect interfere)
3. Tap the link that is texted to you
4. Fill out required info in your internet browser



5. Click "Download card," then "Open in Contacts"
6. Make sure you hit "**Save**" on the top right once the contact card appears
7. You can now search for the contact card on your phone

Can't find the contact? Make sure you followed through with the "Prep" step up top.